

KOLLEKTION | COLLECTION



Rechtecktisch
Rectangular table



Flow-Tisch
Flow table



Trapeztisch
Trapeze table



Segelform
Sailform



Kopftisch
Head table

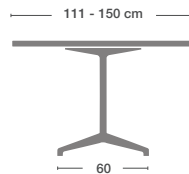
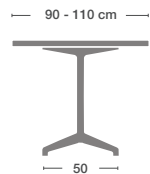
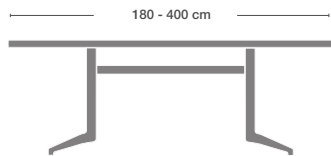


Rundtisch
Round table

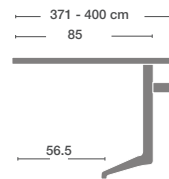
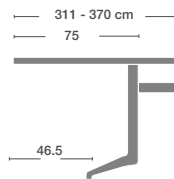
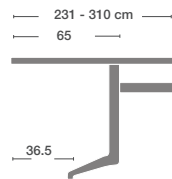
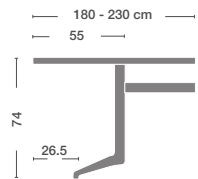


Quadrattisch
Square table

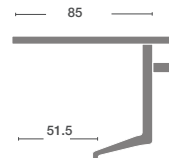
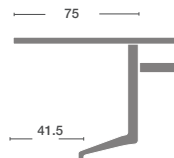
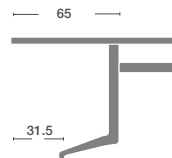
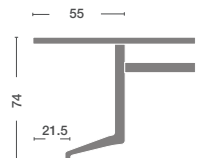
DIMENSION | DIMENSIONS



Fuss 50 cm breit | Leg 50 cm wide

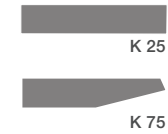


Fuss 60 cm breit | Leg 60 cm wide



lynx

KANTE | EDGE



* nur bei Plattenstärke
28 mm möglich

* only possible with
panels 28 mm thick

ELEKTRIFIZIERUNG | ELECTRIFICATION

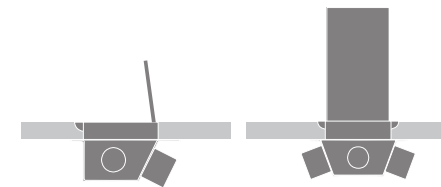


Cable Port
Cable Port



Retractor
Retractor

ELEKTRIFIZIERUNG | ELECTRIFICATION



Steckerwanne einseitig und zweiseitig bedienbar
Power outlet box with hinged lid, can be used from one or both sides



Elektrifizierungsauszug
Pull out electrical box

KOMBINIERBAR MIT... | CAN BE COMBINED WITH...



LIN Stauraumkollektion
LIN storage system



TIX Stauraumkollektion
TIX storage system

SPEZIFIKATION | SPECIFICATIONS

Platte Massivholz, brettverleimt, 28mm oder 40 mm
Kante K 15*, K 25, K 64* oder K 75
Oberfläche lackiert, geölt oder geseift
Untergestell 2 Fusselemente mit verschraubtem Verbindungssteg in Stahl pulverbeschichtet, verchromt

Top Solid wood, selection, 28 mm or 40 mm
Edge K 15*, K 25, K 64* or K 75
Surface Lacquered, oiled or soaped
Base 2 metal legs with a visible mounting connector, powder-coated, chrome-plated